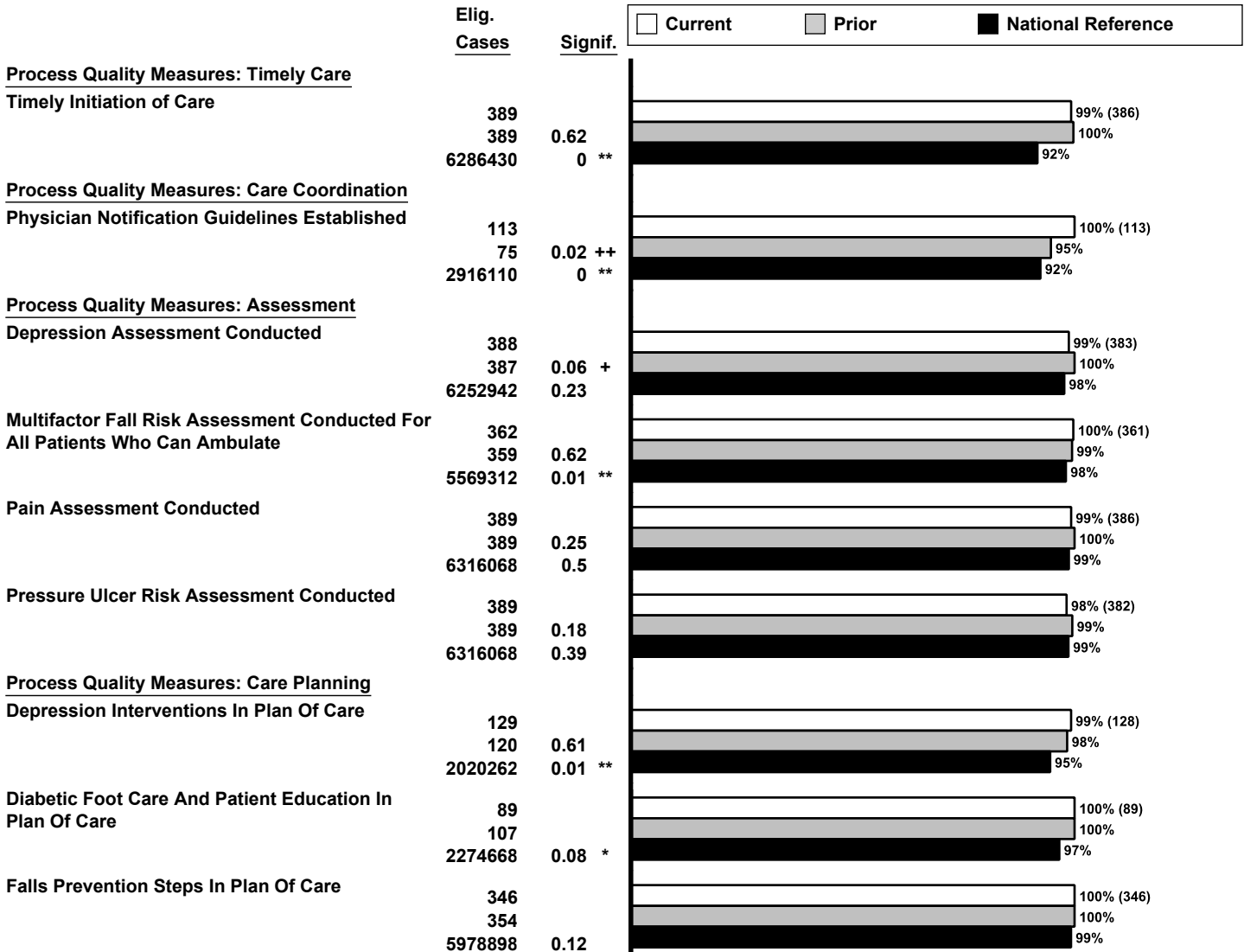


All Patients' Process Quality Measures Report

Agency Name:
 Agency ID:
 Location:
 CCN: Branch:
 Medicaid Number:
 Date Report Printed: 11/03/2014

Requested Current Period: 08/2013 - 07/2014
 Requested Prior Period: 08/2012 - 07/2013
 Actual Current Period: 08/2013 - 07/2014
 Actual Prior Period: 08/2012 - 07/2013
 # Cases: Curr 389 Prior 389
 Number of Cases in Reference Sample: 6316068



The reference value is not risk adjusted.

* The probability is 10% or less that this difference is due to chance, and 90% or more that the difference is real.

** The probability is 5% or less that this difference is due to chance, and 95% or more that the difference is real.

+ The probability is 10% or less that this difference is due to chance, and 90% or more that the difference is real.

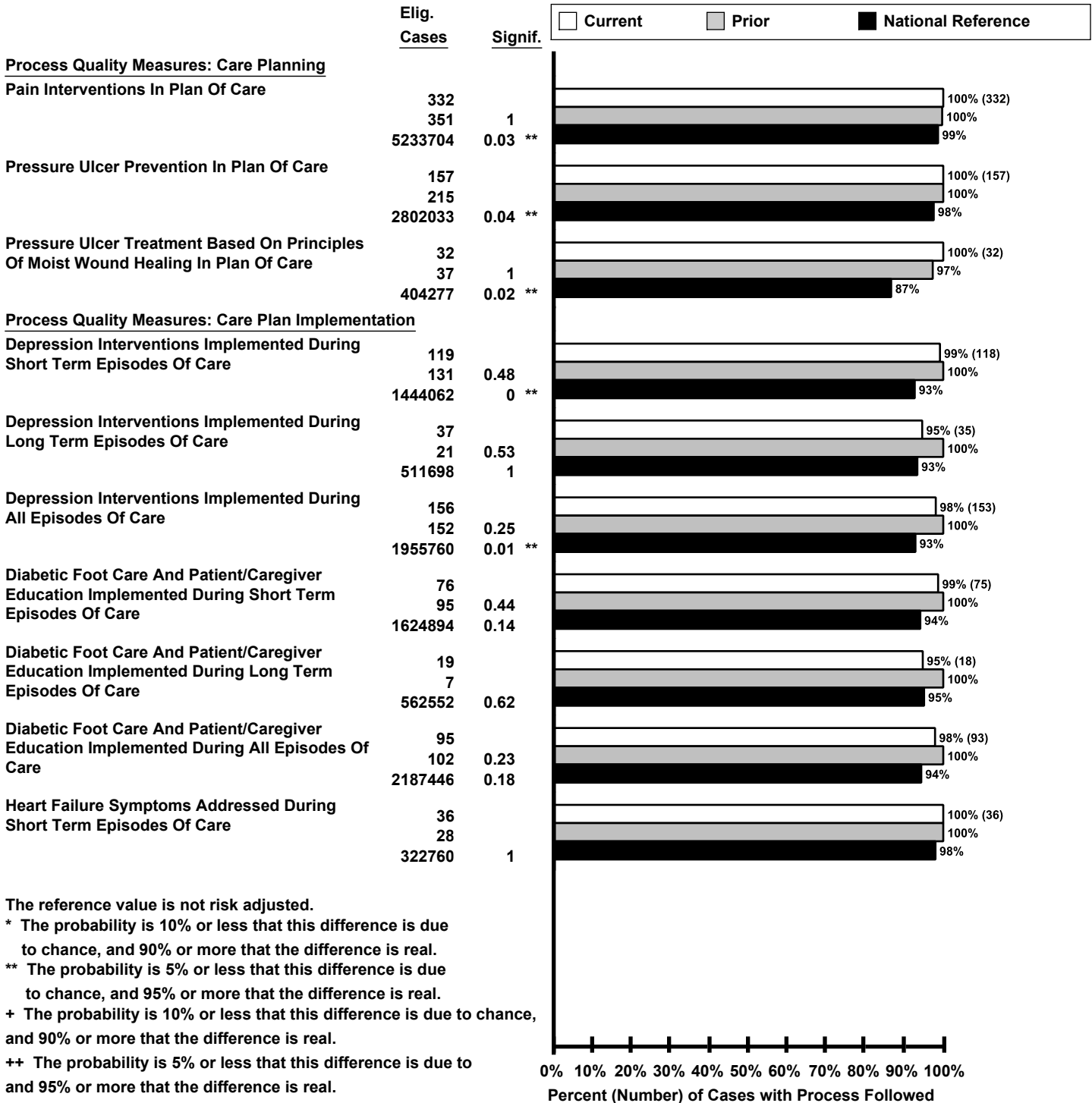
++ The probability is 5% or less that this difference is due to and 95% or more that the difference is real.

Note: When a measure value is calculated using less than 10 Episodes of care, the statistical significance level will not be displayed on the report.

This report has not been approved to meet privacy requirements and can only be used by the home health agency and state agency for defined purposes.

All Patients' Process Quality Measures Report

Agency Name:	Requested Current Period: 08/2013 - 07/2014
Agency ID:	Requested Prior Period: 08/2012 - 07/2013
Location:	Actual Current Period: 08/2013 - 07/2014
CCN: Branch:	Actual Prior Period: 08/2012 - 07/2013
Medicaid Number:	# Cases: Curr 389 Prior 389
Date Report Printed: 11/03/2014	Number of Cases in Reference Sample: 6316068



The reference value is not risk adjusted.

* The probability is 10% or less that this difference is due to chance, and 90% or more that the difference is real.

** The probability is 5% or less that this difference is due to chance, and 95% or more that the difference is real.

+ The probability is 10% or less that this difference is due to chance, and 90% or more that the difference is real.

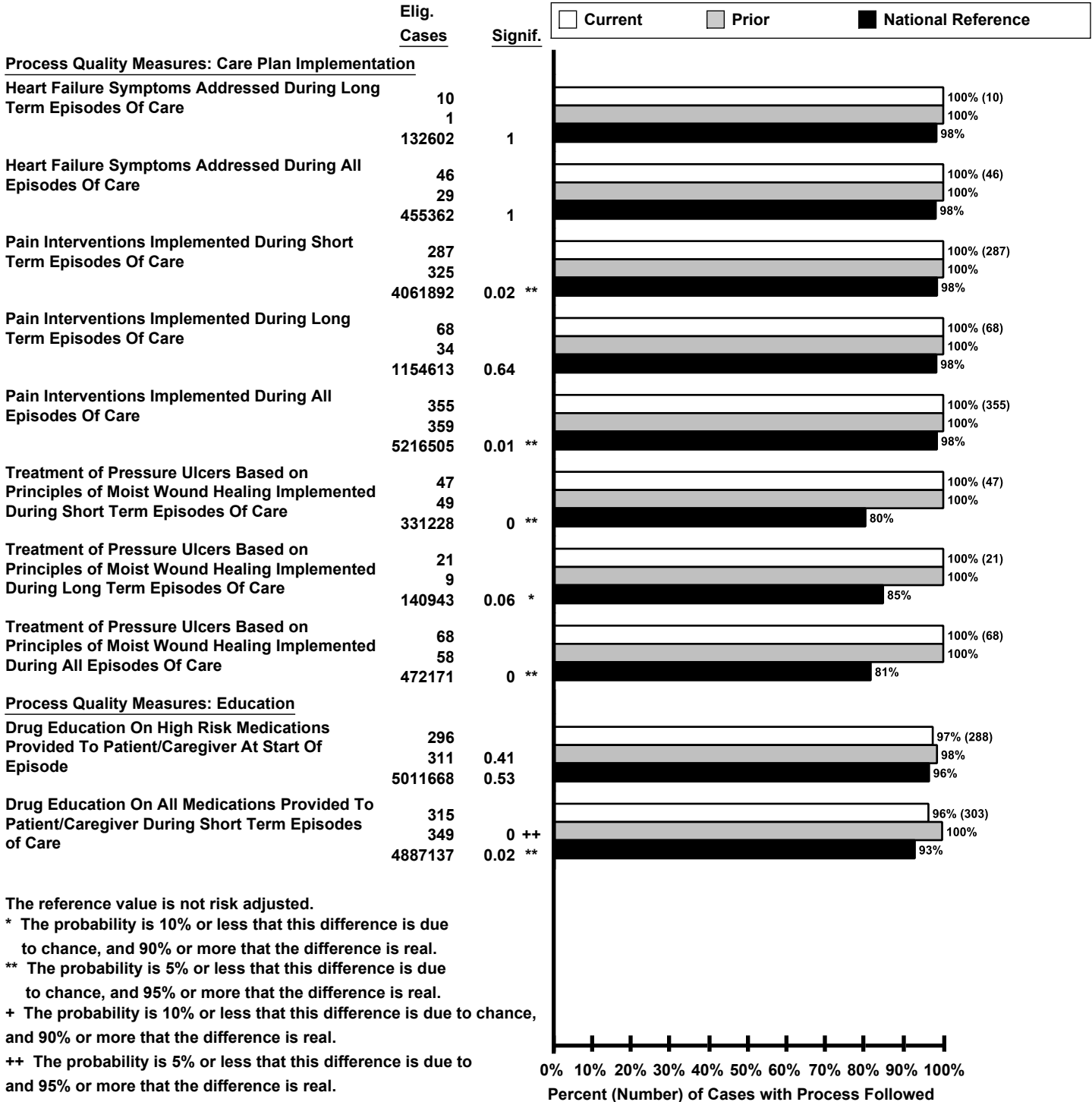
++ The probability is 5% or less that this difference is due to and 95% or more that the difference is real.

Note: When a measure value is calculated using less than 10 Episodes of care, the statistical significance level will not be displayed on the report.

This report has not been approved to meet privacy requirements and can only be used by the home health agency and state agency for defined purposes.

All Patients' Process Quality Measures Report

Agency Name:	Requested Current Period: 08/2013 - 07/2014
Agency ID:	Requested Prior Period: 08/2012 - 07/2013
Location:	Actual Current Period: 08/2013 - 07/2014
CCN: Branch:	Actual Prior Period: 08/2012 - 07/2013
Medicaid Number:	# Cases: Curr 389 Prior 389
Date Report Printed: 11/03/2014	Number of Cases in Reference Sample: 6316068



The reference value is not risk adjusted.
 * The probability is 10% or less that this difference is due to chance, and 90% or more that the difference is real.
 ** The probability is 5% or less that this difference is due to chance, and 95% or more that the difference is real.
 + The probability is 10% or less that this difference is due to chance, and 90% or more that the difference is real.
 ++ The probability is 5% or less that this difference is due to and 95% or more that the difference is real.

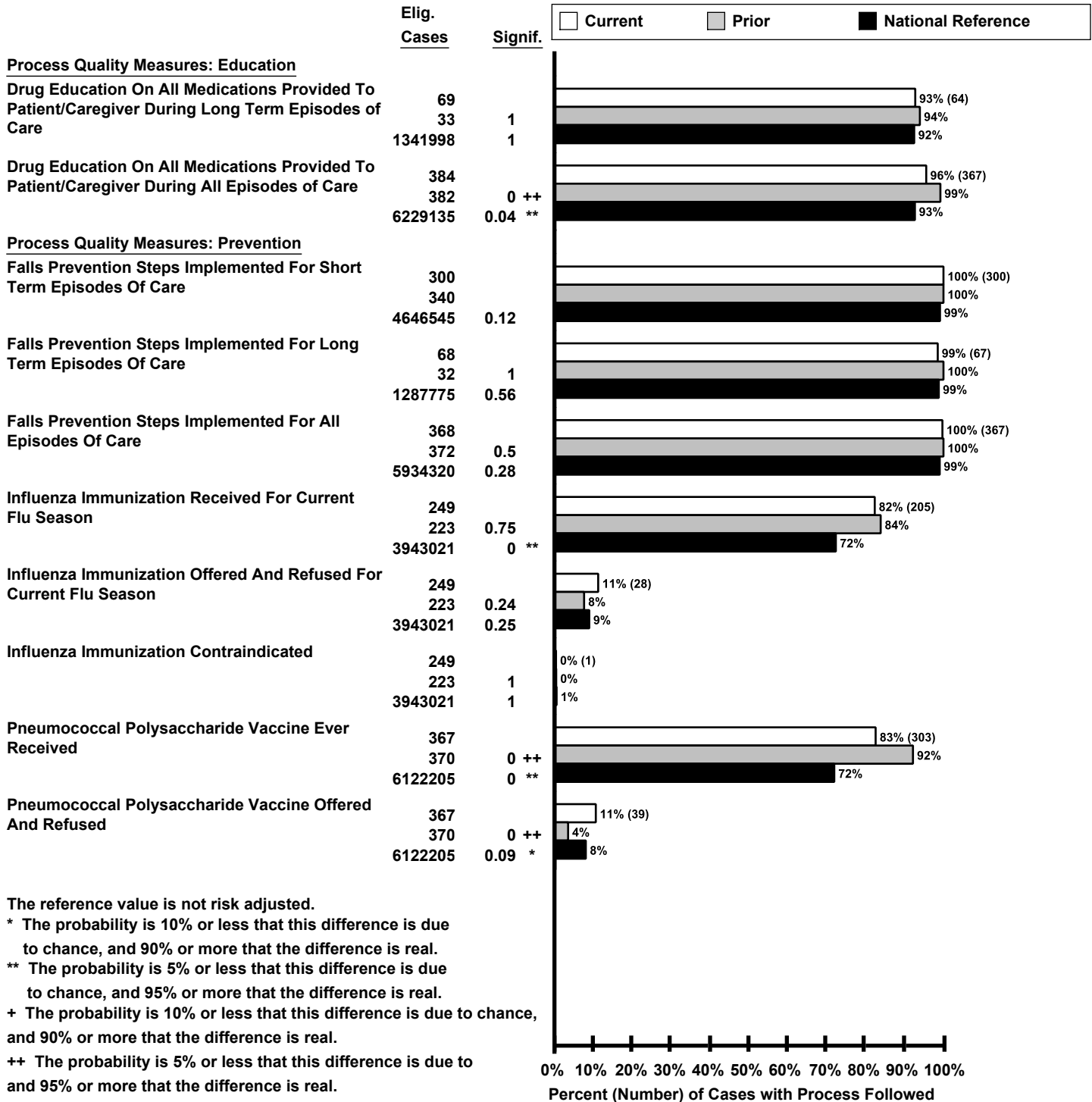
Note: When a measure value is calculated using less than 10 Episodes of care, the statistical significance level will not be displayed on the report.

This report has not been approved to meet privacy requirements and can only be used by the home health agency and state agency for defined purposes.

All Patients' Process Quality Measures Report

Agency Name:
 Agency ID:
 Location:
 CCN: Branch:
 Medicaid Number
 Date Report Printed: 11/03/2014

Requested Current Period: 08/2013 - 07/2014
 Requested Prior Period: 08/2012 - 07/2013
 Actual Current Period: 08/2013 - 07/2014
 Actual Prior Period: 08/2012 - 07/2013
 # Cases: Curr 389 Prior 389
 Number of Cases in Reference Sample: 6316068



The reference value is not risk adjusted.

* The probability is 10% or less that this difference is due to chance, and 90% or more that the difference is real.

** The probability is 5% or less that this difference is due to chance, and 95% or more that the difference is real.

+ The probability is 10% or less that this difference is due to chance, and 90% or more that the difference is real.

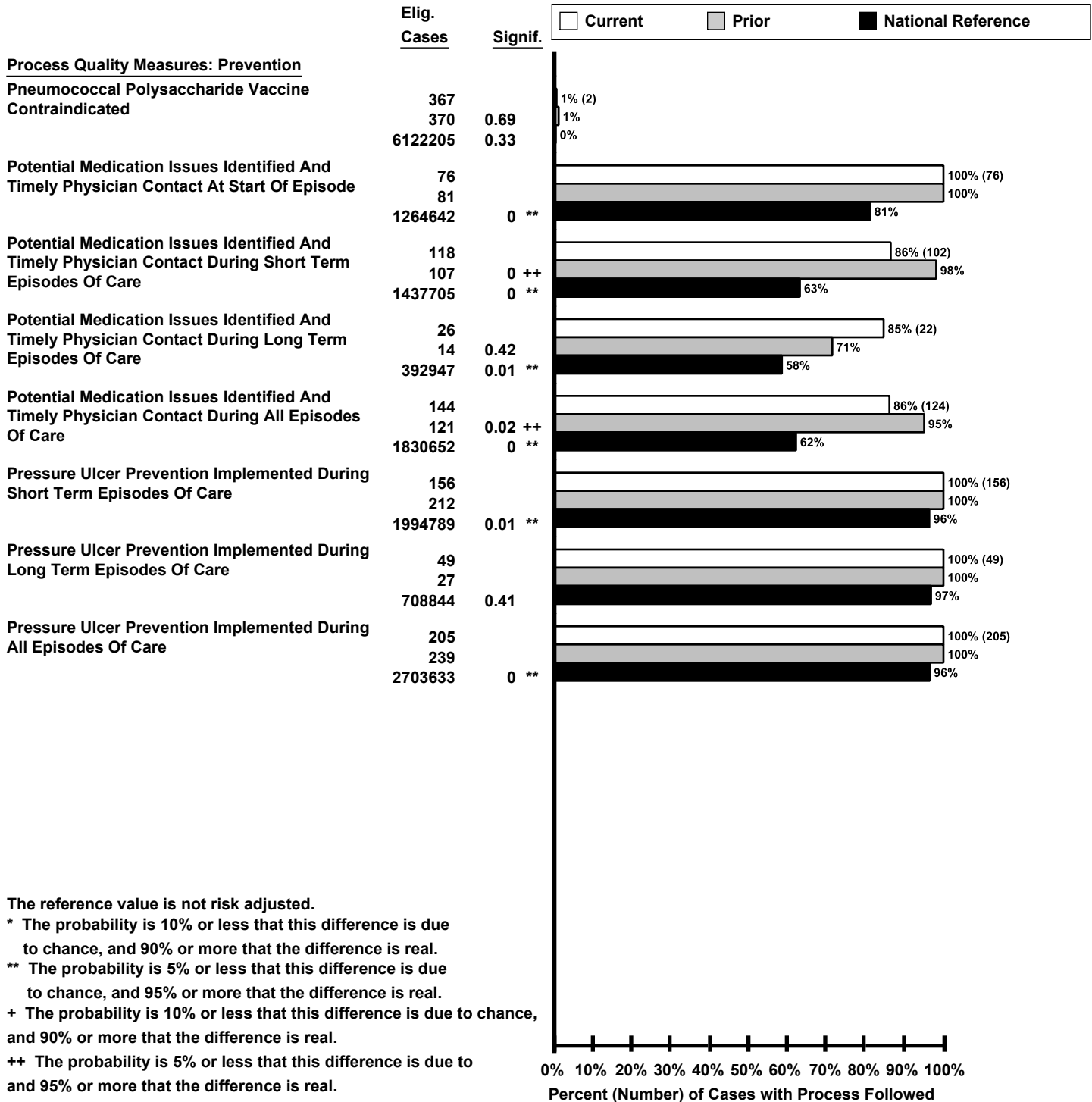
++ The probability is 5% or less that this difference is due to and 95% or more that the difference is real.

Note: When a measure value is calculated using less than 10 Episodes of care, the statistical significance level will not be displayed on the report.

This report has not been approved to meet privacy requirements and can only be used by the home health agency and state agency for defined purposes.

All Patients' Process Quality Measures Report

Agency Name:	Requested Current Period: 08/2013 - 07/2014
Agency ID:	Requested Prior Period: 08/2012 - 07/2013
Location:	Actual Current Period: 08/2013 - 07/2014
CCN: Branch:	Actual Prior Period: 08/2012 - 07/2013
Medicaid Number:	# Cases: Curr 389 Prior 389
Date Report Printed: 11/03/2014	Number of Cases in Reference Sample: 6316068



The reference value is not risk adjusted.

- * The probability is 10% or less that this difference is due to chance, and 90% or more that the difference is real.
- ** The probability is 5% or less that this difference is due to chance, and 95% or more that the difference is real.
- + The probability is 10% or less that this difference is due to chance, and 90% or more that the difference is real.
- ++ The probability is 5% or less that this difference is due to and 95% or more that the difference is real.

Note: When a measure value is calculated using less than 10 Episodes of care, the statistical significance level will not be displayed on the report.

This report has not been approved to meet privacy requirements and can only be used by the home health agency and state agency for defined purposes.