


# Protect New Hampshire's Vulnerable Adults & Seniors

## Choices for Independence

is the Medicaid home-based program for people who need nursing home care.



Personal Care Services



Home Health Aide Services



Skilled Nursing Visits



Homemaker Services

## CFI HOME CARE SAVES MEDICAID MONEY



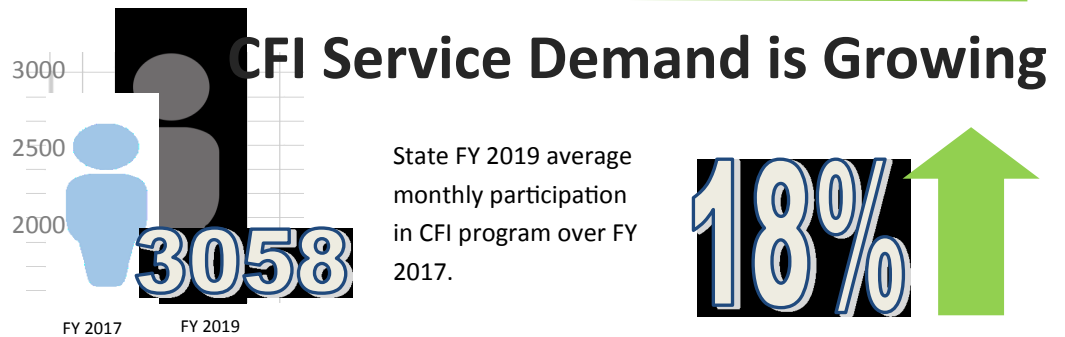
**\$17,000**

Estimated annual cost of CFI care



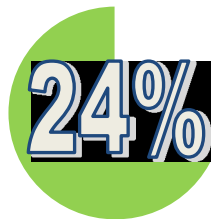
**\$56,000**

Estimated annual cost of Medicaid nursing home care



## Unmet Needs

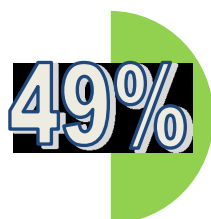
CFI program participants are not receiving all their DHHS-approved home care services. These are percentages of undelivered services.



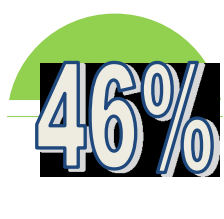
Personal Care Services



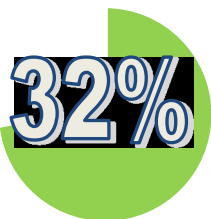
Home health visits 2 hours or more



Home health visits less than 2 hours



Homemaker services



Skilled Nursing Visits

## Why?

Lack of Provider Capacity

- Financial Losses
- Workforce Shortage

Current funding is inadequate to cover costs

- Client assessment
- Training
- Supervision
- Background checks & TB tests
- Scheduling
- Caregiving
- Travel time
- Workers' Comp
- Health benefits
- Payroll taxes
- Billing
- Overhead
- New: Electronic Visit Verification

## Rebase CFI Rates

### Personal Care Service

Current rate: \$4.60/unit  
Request: \$6.00/unit  
Hourly Service: \$24

### Home Health Aide Service

Current rate: \$6.03/unit  
Request: \$7.25/unit  
Hourly Service: \$29

### Home Health Aide Visit

Current rate: \$31.08/visit  
Request: \$37.00/visit

### Skilled Nursing Visit

Current rate: \$94.67/visit  
Request: \$105/visit

### Homemaker Service

Current rate: \$4.79/unit  
Request: \$5.50/unit  
Hourly Service: \$22

# Investment Goals

- **Stabilize provider losses** due to inadequate CFI reimbursement
- **Pay competitive wages** to retain caregivers and recruit new staff
- **Improve the capacity** to fulfill unmet needs
- **Attract new providers** to the network
- **Prevent a CFI waitlist** and **deliver needed services** to NH's vulnerable adults & seniors

## Estimated Cost of Rate Rebasing\*

**\$17.3 million per year**

\$8.65 million federal funds

\$8.65 million general & county funds

\*Targeted at delivering 85% of authorized home care services